

# The Collection and Distribution of Motor Vehicle Registration Fees



TED STRICKLAND, GOVERNOR  
HENRY GUZMÁN, DIRECTOR

[WWW.PUBLICSAFETY.OHIO.GOV](http://WWW.PUBLICSAFETY.OHIO.GOV)



June 2008

# Vehicle Registration Fees

Passenger	\$ 34.50
Motor Home	\$ 49.50
Motorcycle	\$ 28.50
House Vehicle	\$ 24.50
Moped	\$ 24.50
Non-Commercial Trailer	(based on weight)
Light Non-Commercial (up to $\frac{3}{4}$ ton capacity)	\$ 49.50
Heavy Non-Commercial (over $\frac{3}{4}$ -1 ton capacity)	\$ 84.50
Farm Truck	(based on weight)
Commercial Bus	(based on weight)
Commercial Trailer	\$ 39.50
Commercial Truck	(based on weight)

# Ohio Vehicle Registration Fees Sample Breakdown and Distribution

Description	Amount	Distribution of the Fee	ORC Reference	Coded Notes
License Tax (passenger car)	\$ 20.00	Distributed to over 2,300 local taxing districts and counties to maintain local roads and highways	4503	[1]
Local Permissive Tax (varies)	\$ 20.00 *	Distributed to over 2,300 local taxing districts and counties to maintain local roads and highways	4504	[2]
Highway Safety Fee	\$ 11.00	Distributed to the Highway Safety Fund for the administration and enforcement of traffic laws	4503	[3]
Service Fee	\$ 3.50	Retained by Deputy Registrar or Bureau of Motor Vehicles	4503	[4]
<b>Total</b>	<b>\$ 54.50</b>			[5]

- [1] The license tax varies depending upon the vehicle type. This example shows the license tax for a passenger car. Fees for a partial year are prorated on a monthly basis. License fees have not increased since 1979.
- [2]\* Local permissive tax rates are established and changed by local officials. Rates can be set at one of five amounts: \$0, \$5, \$10, \$15, \$20. Fees for a partial year registration are prorated based upon full or 1/2 year. This example illustrates a local permissive tax of \$20 - the maximum amount allowed.
- [3] The Highway Safety Fee went into effect in October 2003.
- [4] The service fee has gradually increased from \$2.25 (June 2001) and is now \$3.50. Deputy Registrars receiving this fee are private contractors and use the fee to pay for all of their business costs including labor, facility rent, utilities, insurance, etc. When the registration is done by mail, internet or telephone, the BMV collects this fee and uses it to offset the costs of the registration process.
- [5] Other fees may be included depending upon the type of registration involved. Customers who opt to have personalized/initial and/or special interest license plates pay additional fees.

# Vehicle Registration Fee Breakdown

Vehicle Type	Total Fees (paid by applicant)	License Fee (Distributed to Local Governments)	Local Permissive Tax	Highway Safety Fee	Motorcycle Plate Education	Service Fee
Passenger	\$ 34.50	\$ 20.00	Varies per district	\$ 11.00		\$ 3.50
Motor Home	\$ 49.50	\$ 35.00	Varies per district	\$ 11.00		\$ 3.50
Motorcycle	\$ 28.50	\$ 8.00	Varies per district	\$ 11.00	\$ 6.00	\$ 3.50
House Vehicle	\$ 24.50	\$ 10.00	Varies per district	\$ 11.00		\$ 3.50
Moped	\$ 24.50	\$ 10.00	Varies per district	\$ 11.00		\$ 3.50
Non-Commercial Trailer	Varies	Varies based on weight	Varies per district	\$ 11.00		\$ 3.50
Light Non-Commercial Truck	\$ 49.50	\$ 35.00	Varies per district	\$ 11.00		\$ 3.50
Heavy Non-Commercial Truck	\$ 84.50	\$ 70.00	Varies per district	\$ 11.00		\$ 3.50
Farm Truck	Varies	Varies based on weight	Varies per district	\$ 11.00		\$ 3.50
Commercial Bus	Varies	Varies based on weight	Varies per district	\$ 11.00		\$ 3.50
Commercial Trailer	\$ 39.50	\$ 25.00	Varies per district	\$ 11.00		\$ 3.50
Commercial Truck	Varies	Varies based on weight	Varies per district	\$ 11.00		\$ 3.50
Transfer	\$ 4.50	\$ 1.00		\$ -		\$ 3.50

This is the revenue distributed to taxing districts and counties minus administrative costs and interest.

# License Revenue Distribution Process – 4501.04

- The license fees collected from the sale/renewal of license plates during a month (minus the \$11 Highway Safety Fund)\* are distributed to the Counties, Cities/Villages, and Townships the following month.

Notes:

\*Also minus 42.6% on commercial truck registrations (with gross vehicle weight more than 26,000 lbs); this is disbursed to ODOT for their Highway Operating Fund.

- This license revenue portion is distributed minus the BMV's reduction of vehicle registration revenue for administrative cost plus interest posted to the fund in the following manner:

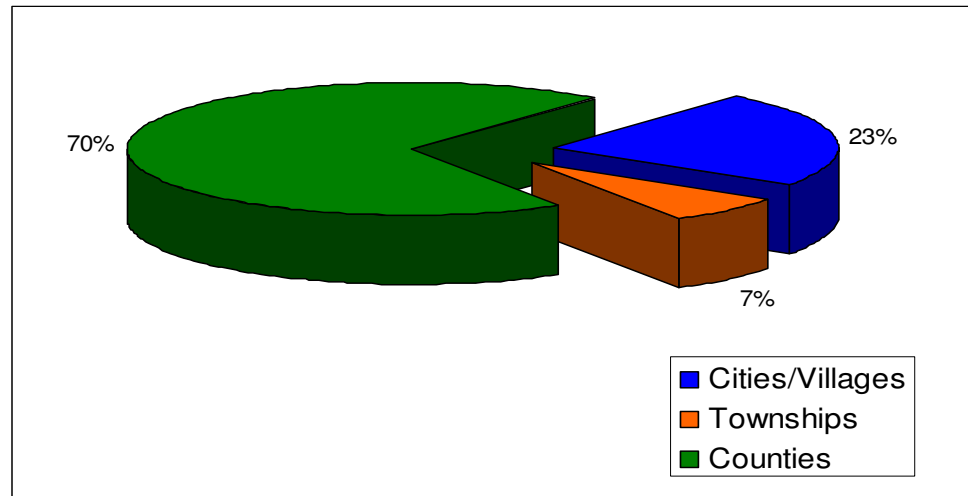
# 2007 Vehicle Registration Revenue

	License Tax Revenue	Local Permissive Tax	Total Revenue
Passengers	\$ 151,361,647.00	\$ 110,763,145.00	\$ 262,124,792.00
Motor Homes	\$ 1,540,009.00	\$ 549,202.50	\$ 2,089,211.50
Motorcycles	\$ 2,589,993.50	\$ 4,296,280.00	\$ 6,886,273.50
House Vehicles	\$ 953,505.00	\$ 1,129,160.00	\$ 2,082,665.00
Mopeds	\$ 31,752.00	\$ 37,917.50	\$ 69,669.50
Non-Commercial Trailers	\$ 4,637,612.00	\$ 5,820,150.00	\$ 10,457,762.00
Non-Commercial Trucks	\$ 54,016,819.00	\$ 18,139,020.00	\$ 72,155,839.00
Farm Trucks	\$ 3,945,927.69	\$ 221,367.50	\$ 4,167,295.19
Buses	\$ 1,098,189.36	\$ 132,852.50	\$ 1,231,041.86
Commercial Trailers	\$ 6,235,088.00	\$ 2,998,457.50	\$ 9,233,545.50
Commercial Trucks	\$ 58,578,080.15	\$ 7,451,997.50	\$ 66,030,077.65
<small>Permissive tax statistical information does not separate Non IRP/IRP trucks</small> IRP Commercial Trucks	\$ 55,080,926.91	\$ -	\$ 55,080,926.91
Transfers/Additional Weight and Conversions	\$ 1,294,005.57	\$ -	\$ 1,294,005.57
<b>Total Revenue Collected</b>	<b>\$ 341,363,555.18</b>	<b>\$ 151,539,550.00</b>	<b>\$ 492,903,105.18</b>
<b>Administrative Cost, IRP Operating and Audit Costs</b>	<b>\$ (30,436,652.00)</b>	<b>\$ -</b>	<b>\$ (30,436,652.00)</b>
Interest Earned	\$ 1,253,721.99	\$ 315,811.57	\$ 1,569,533.56
<b>Total to be Distributed</b>	<b>\$ 312,180,625.17</b>	<b>\$ 151,855,361.57</b>	<b>\$ 464,035,986.74</b>

Note: International Registration Plan (IRP) - Commercial trucks that travel outside the state of Ohio.

# 2007 Distribution of Vehicle Registration Revenue (Based on January – December Collections)

	License Tax	Local Permissive Tax	Total
<b>Cities/Villages</b>	\$ 61,724,214.25	\$ 46,200,838.98	\$ <b>107,925,053.23</b>
<b>Townships</b>	\$ 15,609,035.04	\$ 16,496,822.70	\$ <b>32,105,857.74</b>
<b>Counties</b>	\$ 234,847,375.88	\$ 89,157,699.89	\$ <b>324,005,075.77</b>
<b>Total</b>	\$ 312,180,625.17	\$ 151,855,361.57	\$ <b>464,035,986.74</b>



Township and County Permissive Tax portion based in part on the assumption that 30% is being distributed to the townships from the collection of 4504.16, even though the ORC (4504.05 & 4504.051) allows the township to request additional revenue.

# License Revenue Breakdown for a Registration of \$20.00

## 81% Based on District/County:

**34% (\$6.80)** Distributed to the City/Village (If municipal registration) or County (if township registration)

**47% (\$9.40)** Distributed to the County


## 14% Based on Road Mileage:

**9% (\$1.80)** Distributed to all counties based on county road mileage

**5% (\$1.00)** Distributed to all townships based on township road mileage

## 5% Equally among Counties:

**5% (\$1.00)** Distributed equally to all counties





# Permissive Tax Breakdown

## County Levies

### 4504.02 (\$5)

- **100% of this revenue is distributed to the county.**
- Municipalities can request from the county a portion of this revenue, per the Ohio Revised Code.
- (Counties have the authority to enact this tax at anytime, however can not collect revenue from a municipality already enacting 4504.06.)
- **There are currently 47 counties enacting this levy.**

### 4504.15 (\$5)

- **For municipal registrations: 50% to municipality, 50% to county.**
- **For township registrations: 30% to township, 70% to county.**
- (Counties have the authority to enact this tax at anytime, however can not collect revenue from a municipality already enacting 4504.17.)
- **There are currently 40 counties enacting this levy.**

### 4504.16 (\$5)

- **For municipal registrations: 100% is distributed to the county.**
- **For township registrations: 30% to the township, 70% to the county.**
- (\*Effective January 2002, 4504.051 allows an increase or decrease in the allocation to townships by passage of a resolution and county approval.)
- (Counties have the authority to enact this tax at anytime, however can not collect revenue from a municipality already enacting 4504.171.)
- **There are currently 33 counties enacting this levy.**

# Permissive Tax Breakdown

## Municipal and Township Levies

### Municipal Levies

#### 4504.06 (\$5)

- **100% to the Municipality** (Municipalities can not enact this tax if the County is already enacting 4504.02)
- **There are currently 205 municipalities enacting this levy.**

#### 4504.17 (\$5)

- **100% to the Municipality** (Municipalities can not enact this tax if the County is already enacting 4504.15)
- **There are currently 37 municipalities enacting this levy.**

#### 4504.171 (\$5)

- **100% to the Municipality** (Municipalities can not enact this tax if the County is already enacting 4504.16)
- **There are currently 58 municipalities enacting this levy.**

#### 4504.172 (\$5)

- **100% to the Municipality** (Municipalities have the authority to enact this tax at anytime)
- **There are currently 349 municipalities enacting this levy.**

### Township Levy

#### 4504.18 (\$5)

- **100% to the Township** (Townships have the authority to enact this tax at anytime)
- **There are currently 344 townships enacting this levy.**

**There are 88 Counties in the State of Ohio:**

All Counties have the authority to enact any or all of the 3 County levies (\$5.00 each) at anytime.

<u>County Levies</u>	<u># of Counties with the Option to Levy</u>	<u># of Counties Enacting Levy</u>	<u>% Enacting</u>	<u># of Counties who Have Not Enacted</u>
4504.02	88	47	53%	41
4504.15	88	40	45%	48
4504.16	88	33	38%	55

**There are 991 Municipal Taxing Districts (Incorporated) in the State of Ohio:**

<u>Municipal Taxing District Levies</u>	<u># of Municipal Taxing Districts with the Option to Levy</u>	<u># of Municipal Taxing Districts Enacting Levy</u>	<u>% Enacting</u>	<u># of Municipal Taxing Districts who Have Not Enacted</u>
4504.06	436	205	47%	231

This option is only available to Municipal Taxing Districts in Counties where 4504.02 is not enacted

4504.17	452	37	8%	415
---------	-----	----	----	-----

This option is only available to Municipal Taxing Districts in Counties where 4504.15 is not enacted

4504.171	542	58	11%	484
----------	-----	----	-----	-----

This option is only available to Municipal Taxing Districts in Counties where 4504.16 is not enacted

4504.172	991	349	35%	642
----------	-----	-----	-----	-----

This option can be enacted at anytime by all 991 Municipal Taxing Districts and is not contingent on any County Levy

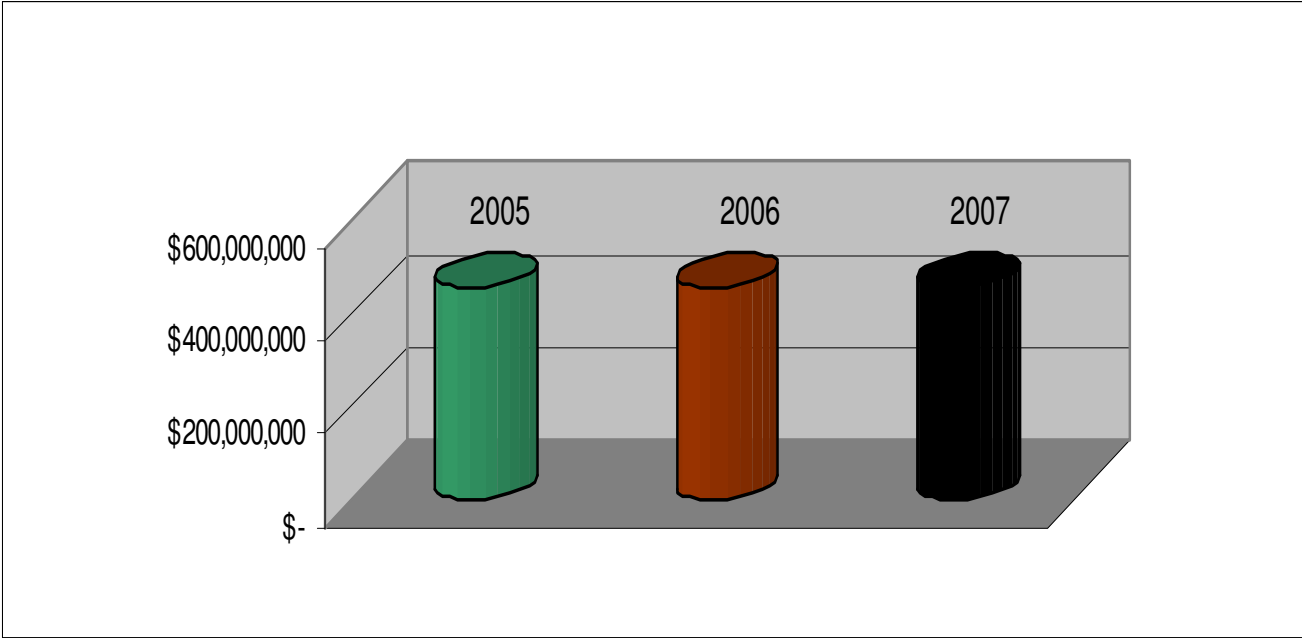
**There are 1,308 Townships (Unincorporated Districts) in the State of Ohio:**

All 1,308 Townships can enact this option at anytime and is not contingent on any County Levy

<u>Township Levy</u>	<u># of Townships with the Option to Levy</u>	<u># of Townships Enacting Levy</u>	<u>% Enacting</u>	<u># of Townships who Have Not Enacted</u>
4504.18	1,308	344	26%	964

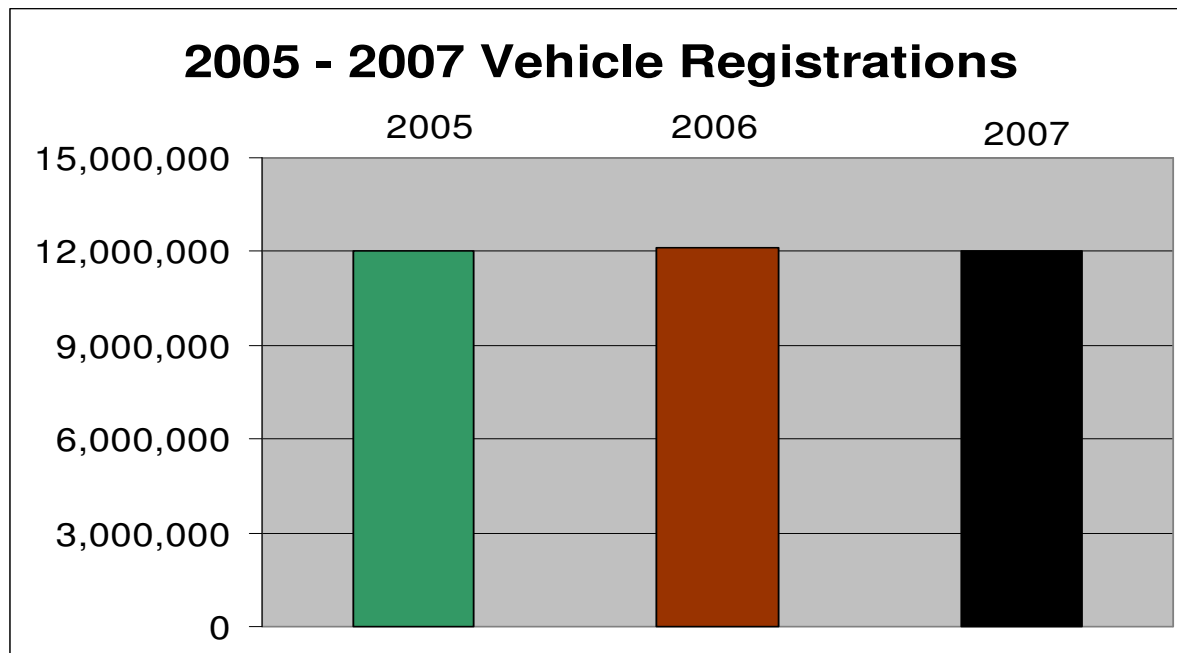
# 2005 – 2007 Vehicle Registration Revenue Distributed (Based on January – December Collections)

	2005	2006	gain/loss	%	2007	gain/loss	%
<b>License Revenue</b>	\$ 311,430,346.49	\$ 314,567,687.66	\$3,137,341.17	1.0%	\$ 312,180,625.17	(\$2,387,062.49)	(0.8%)
<b>Permissive</b>	\$ 146,447,779.04	\$ 150,424,418.03	\$3,976,638.99	2.7%	\$ 151,855,361.57	\$1,430,943.54	1.0%
<b>Total Revenue</b>	\$ 457,878,125.53	\$ 464,992,105.69	\$7,113,980.16	1.6%	\$ 464,035,986.74	(\$956,118.95)	(0.2%)



# Vehicle Registrations

	2005	2006	gain/loss	%	2007	gain/loss	%
<b>Municipal Registrations</b>	7,065,235	7,132,244	67,009	0.9%	7,050,030	(82,214)	(1.2%)
<b>Township Registrations</b>	4,952,282	4,995,401	43,119	0.9%	4,971,849	(23,552)	(0.5%)
<b>Total Registrations</b>	<b>12,017,517</b>	<b>12,127,645</b>	<b>110,128</b>	<b>0.9%</b>	<b>12,021,879</b>	<b>(105,766)</b>	<b>(0.9%)</b>



## Registrations by Vehicle Type

	2005	2006	gain/loss	%	2007	gain/loss	%
Passengers	8,331,925	8,413,681	81,756	1.0%	8,306,391	(107,290)	(1.3%)
Motor Home	54,759	53,224	(1,535)	(2.8%)	51,341	(1,883)	(3.5%)
Motorcycle	333,145	350,666	17,521	5.3%	374,275	23,609	6.7%
House Vehicle	111,781	111,626	(155)	(0.1%)	112,055	429	0.4%
Moped	4,445	4,145	(300)	(6.7%)	4,168	23	0.6%
Non Comm Trailer	561,872	575,349	13,477	2.4%	579,500	4,151	0.7%
Non Comm Truck	1,682,764	1,679,738	(3,026)	(0.2%)	1,656,993	(22,745)	(1.4%)
Farm Truck	30,307	30,131	(176)	(0.6%)	29,484	(647)	(2.1%)
Bus	17,386	18,682	1,296	7.5%	19,418	736	3.9%
Comm Trailer	270,749	275,993	5,244	1.9%	278,740	2,747	1.0%
Non IRP Truck	531,534	525,103	(6,431)	(1.2%)	520,807	(4,296)	(0.8%)
IRP Truck	86,850	89,307	2,457	2.8%	88,707	(600)	(0.7%)
<b>Total Registrations</b>	<b>12,017,517</b>	<b>12,127,645</b>	<b>110,128</b>	<b>0.9%</b>	<b>12,021,879</b>	<b>(105,766)</b>	<b>(0.9%)</b>

# If you have any questions, please contact:

- Section Chief: Marji Hyden
- Phone# (614) 752-7685
- [mhyden@dps.state.oh.us](mailto:mhyden@dps.state.oh.us)
  
- Assistant Chief: Stephanie Cook
- Phone# (614) 752-7688
- [scook@dps.state.oh.us](mailto:scook@dps.state.oh.us)
  
- Fax# (614) 752-7043



TED STRICKLAND, GOVERNOR  
HENRY GUZMÁN, DIRECTOR

WWW.PUBLICSAFETY.OHIO.GOV