

JobsOhio: Ohio's Private Economic Development Corporation



Ohio's Economic
Development Corporation



2011: Ohio Bottomed Out

#41 Top States for Business

#47 Economic Growth

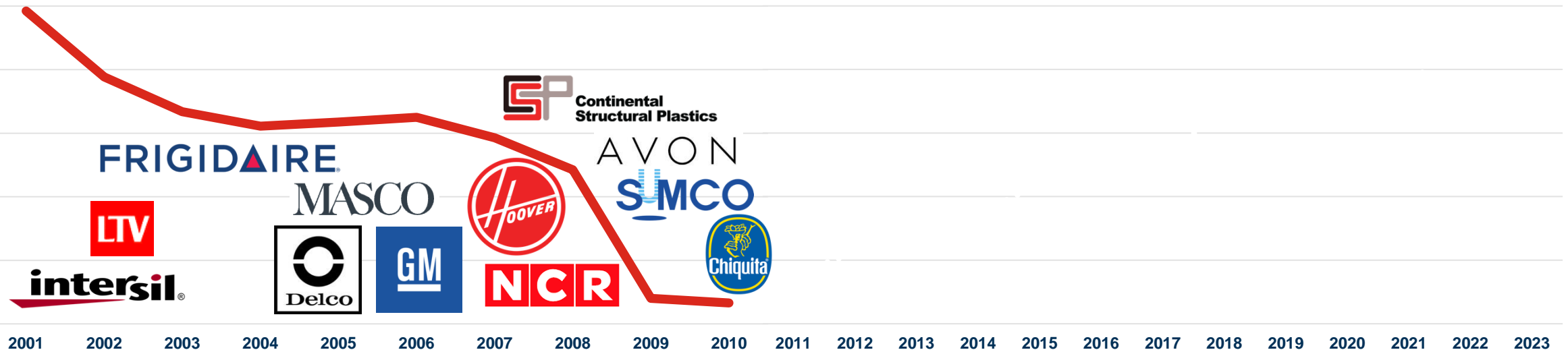
#48 Job Losses in USA

#49 10-Sector Growth

Ohio lost 18.4% jobs
in targeted industries

-18.4%

Population
out-migration



Private, Non-Profit

- 501.C4 not-for-profit
- Speed
- Discretion
- Transparency
- Private Sector Board
Appointed by the Governor

Platinum
Transparency

Top 1%



Private, Stable Funding

NO TAX DOLLARS

\$1.77B Revenue

~\$481M Liquor Profits (FY24)	~\$143M Debt Service (Bondholders)
	~\$245M Economic Development
	~\$95M Deferred Payment to Ohio General Fund



#1 Control State

2024 Best Practices Winner
-StateWays



PRIVATE STRUCTURE

STABLE FUNDING

JOBSONHIO TEAM

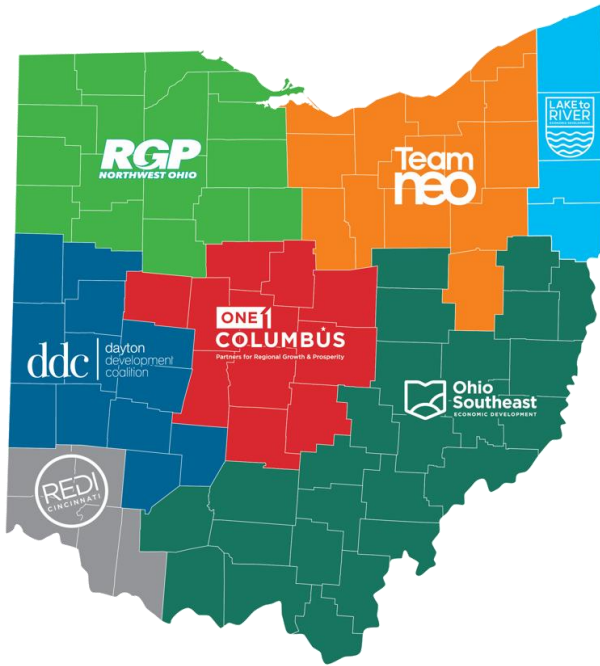
TOOLS & FOCUS



JobsOhio Team

Leadership Team
25+ Years
Avg. Years of Experience

- Industry Sector Experience
- 7 Network Partners
- Global Footprint



PRIVATE STRUCTURE
STABLE FUNDING
JOBSONIO TEAM
TOOLS & FOCUS



2024: Ohio Leadership

#1 Global Groundwork Ranking (2 years in a row)

#2 Mega Projects (2 years in a row)

#2 FDI Jobs + Reshoring

#2 Cost of Doing Business

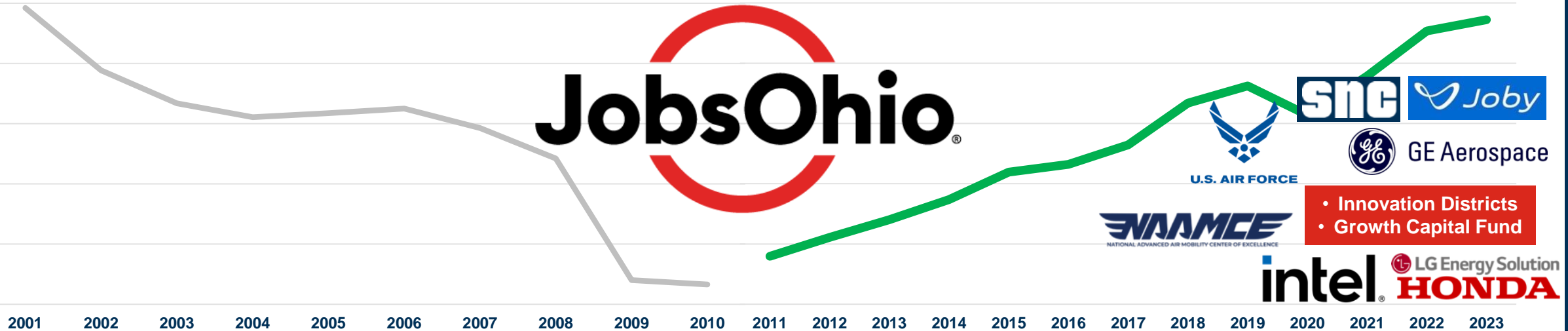
#7 Top States for Business

**Gained 222K new jobs
in targeted industries**

+22%

**1st population
in-migration > 10 years**

JobsOhio



JobsOhio

JobsOhio 2.0

Tools, Programs, & Sectors

Loans	Grants	Advanced Manufacturing	Energy & Chemicals
Talent & Workforce	Business Retention	Logistics & Distribution	Healthcare
Sites Program	Partnership Engagement	Financial Services	Ag & Food Processing
Growth Capital	Small Business & Community	Automotive	Aerospace & Aviation
Innovation Districts	Air Service Restoration	Technology	Military & Federal
Scale Marketing & Branding	Finance Partnerships		

10 Industry Sectors

- 1.2 Million Ohio Jobs
- 36% Gross State Product
- 22% Ohio Employment
- 29% Ohio Payroll



PRIVATE STRUCTURE

STABLE FUNDING

JOBSONHIO TEAM

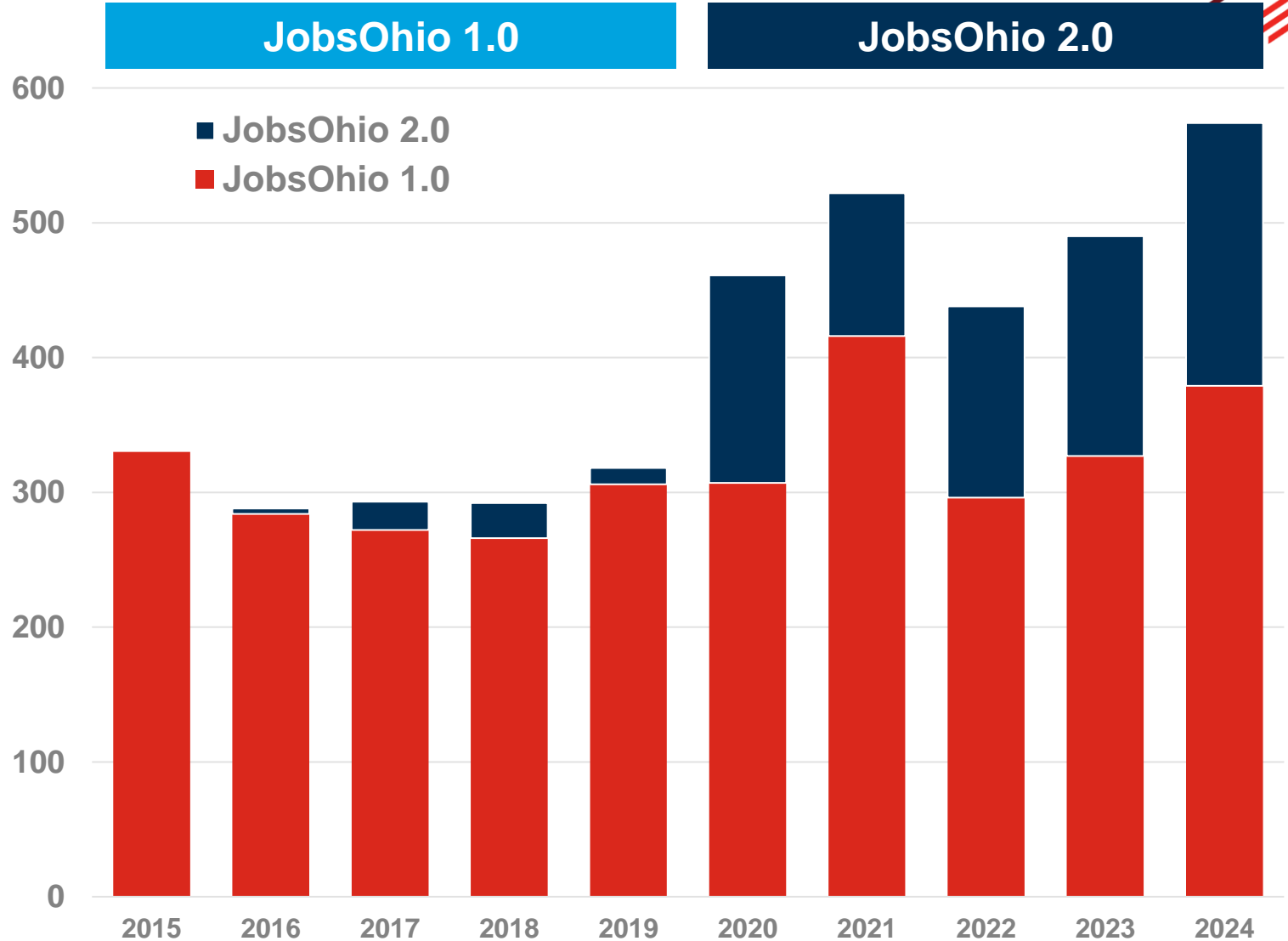
TOOLS & FOCUS





2024

- Deals down 35% nationally
- Ohio continues to lead nationally
 - Most Prolific Since JO Created
 - #3 Nationally Completed Deals
 - #3 Nationally, CapEx
 - #5 Nationally, New Jobs
 - WORLD CLASS Customer Service 5 years in a row
- Only state in TOP 5 nationally for both total and per capita deals each year since 2019
- To remain competitive
 - **ENERGY, TALENT, SITES**



*Data as January 3, 2024





Ohio's Economic
Development Corporation

